



**PEMAKLUMAN PENTADBIRAN DAN OPERASI PENGURUSAN PELAJAR
KALI KE 73 BIL 43/2022**

**TATACARA MEMBUAT TEMUJANJI BAGI MENGADAKAN SESI KAUNSELING
BERSAMA PEGAWAI PSIKOLOGI DI PUSAT SEJAHTERA MELALUI
MANUAL E-KAUNSELING DI E-COMMUNITY**

Assalamualaikum dan Salam Sejahtera,

Dengan segala hormatnya saya diarah merujuk perkara di atas.

Untuk makluman semua pelajar, bagi memudahkan saudara/ saudari untuk mendapatkan slot temujanji perkhidmatan kaunseling daripada Pegawai Psikologi di Pusat Sejahtera, disertakan manual tatacara penggunaan e-kaunseling untuk makluman dan rujukan saudara/saudari.

Segala perhatian dan kerjasama pihak saudara/saudari berhubung perkara ini amatlah dihargai. Bagi sebarang pertanyaan boleh hadir secara terus ke pejabat Pusat Sejahtera atau email kepada pusatsejahtera@ump.edu.my.

Sekian, terima kasih.

“BERKHIDMAT UNTUK NEGARA”
‘Teknologi Untuk Masyarakat’

PARIDAH BINTI MOHD ALI

Pegawai Psikologi
Pusat Sejahtera
Jabatan Hal Ehwal Pelajar & Alumni

MANUAL PENGGUNAAN E-KAUNSELING

UMP E-Community

E-Community Login

Check In / Out

Check In / Out (Shift)

Username...

Password...

Student

Login

[Manual Pengguna](#) | [Forgot password?](#)

#1
Log masuk
melalui
UMP
E-Community

Universiti Malaysia Pahang

E-COMM
 COMMUNITY STUDENT

[HOME](#) [CHANGE PASSWORD](#) [LOGOUT](#)

Appointments:

Sun 15	Mon 16	Tue 17	Wed 18	Thu 19	Fri 20

March
2020

S	M	T	W	T	F	S
1	2	3	4	5	6	7
8	9	10	11	12	13	14
15	16	17	18	19	20	21
22	23	24	25	26	27	28
29	30	31				

Mar ▾ 2020 ▾ 🔍

Highlights

GARIS PANDUAN 1
USER MANUAL 2
USER MANUAL e-PAT 3
KALAM E-Learning 4
E-BOOKS FLIPPING PAGE 5

UMP Softskills System

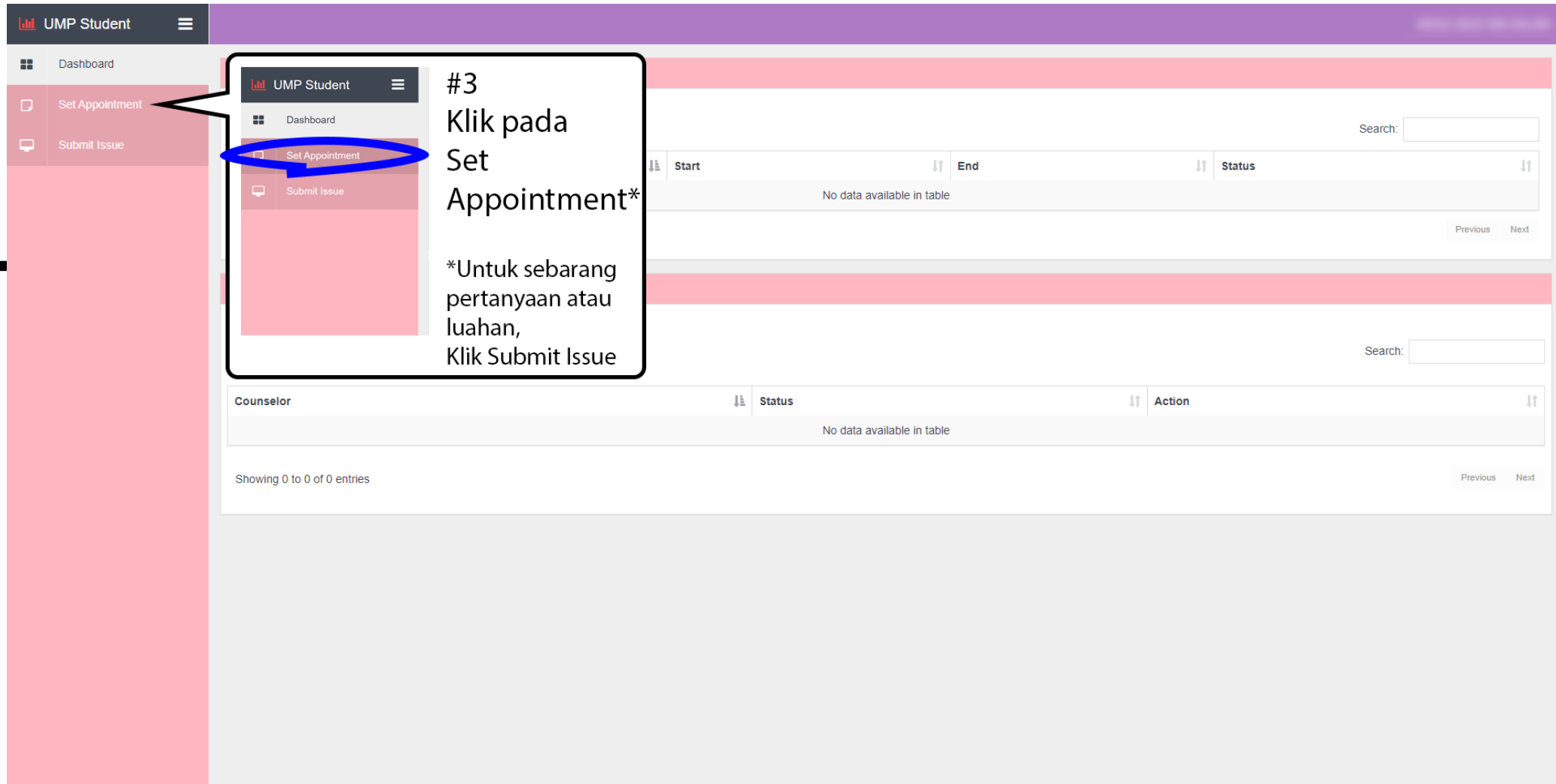
UNOFFICIAL
IKLAN @ MohBeli.com

- M
- E
- A
- B
- eC
- E
- C
- U

- Student's Rules & Regulations
- Student's Form
- e-Payment
- ICT Equipment Booking
- Instructional Evaluation (E-PAT)
- e-Kaunseling Version 2
- Soft Skills System
- ICT Customer Careline System
- Student's Insurance
- Medical Checkup
- Sports Facilities Booking
- PTPN

#1

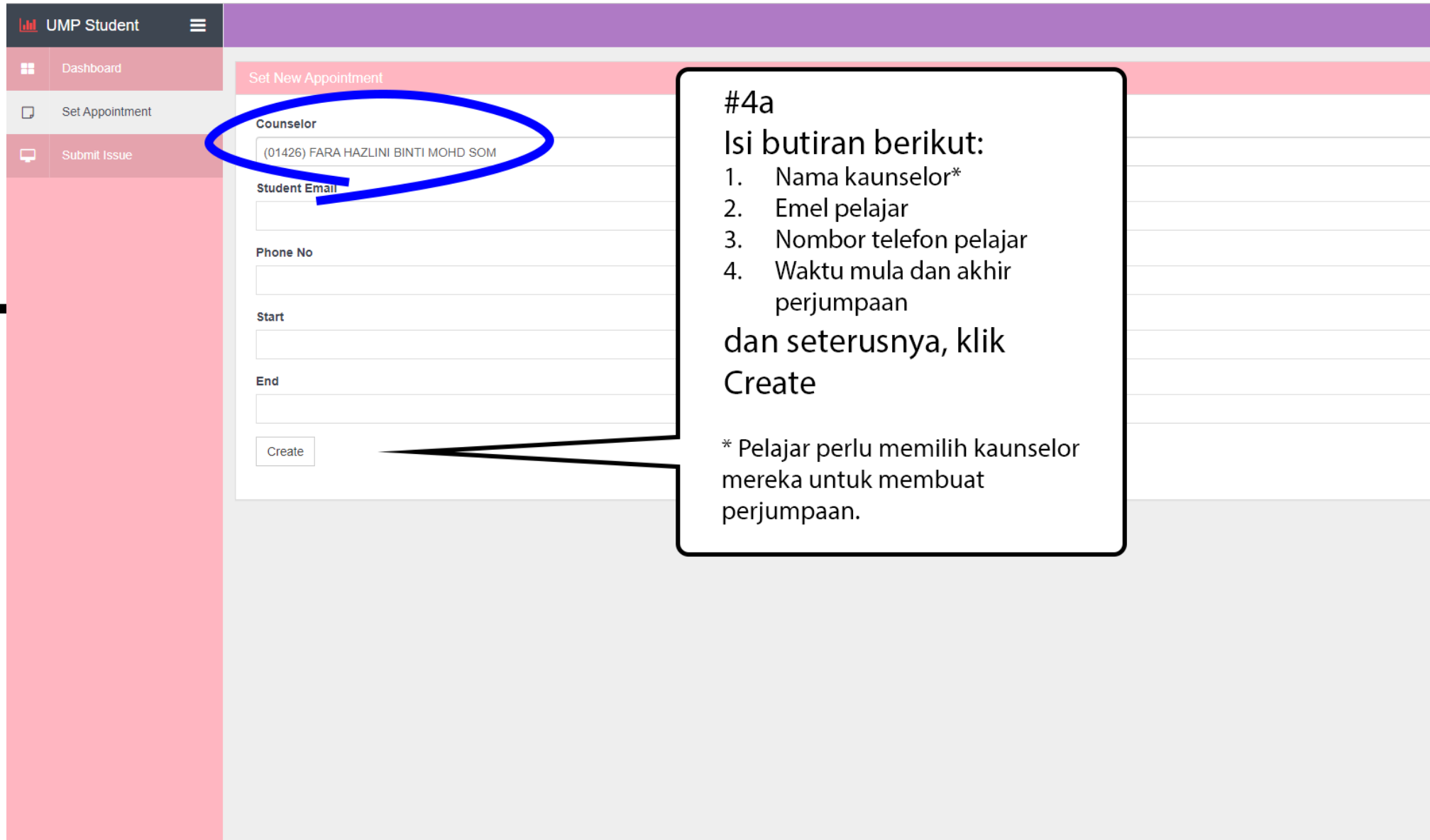
Klik pada e-Kauseling Version 2



The screenshot shows the UMP Student dashboard interface. On the left, there is a sidebar menu with options: 'Dashboard', 'Set Appointment', and 'Submit Issue'. The 'Set Appointment' option is highlighted with a blue circle and a callout box. The main content area contains two tables, both of which are empty and display the message 'No data available in table'. The top table has columns for 'Start', 'End', and 'Status'. The bottom table has columns for 'Counselor', 'Status', and 'Action'. Search bars are present above each table. A callout box with a black border and white background is positioned over the 'Set Appointment' button in the sidebar. The callout box contains the following text:

#3
Klik pada
Set
Appointment*

*Untuk sebarang
pertanyaan atau
luahan,
Klik Submit Issue



UMP Student

Dashboard

Set Appointment

Submit Issue

Set New Appointment

Counselor
(01426) FARA HAZLINI BINTI MOHD SOM

Student Email

Phone No

Start

End

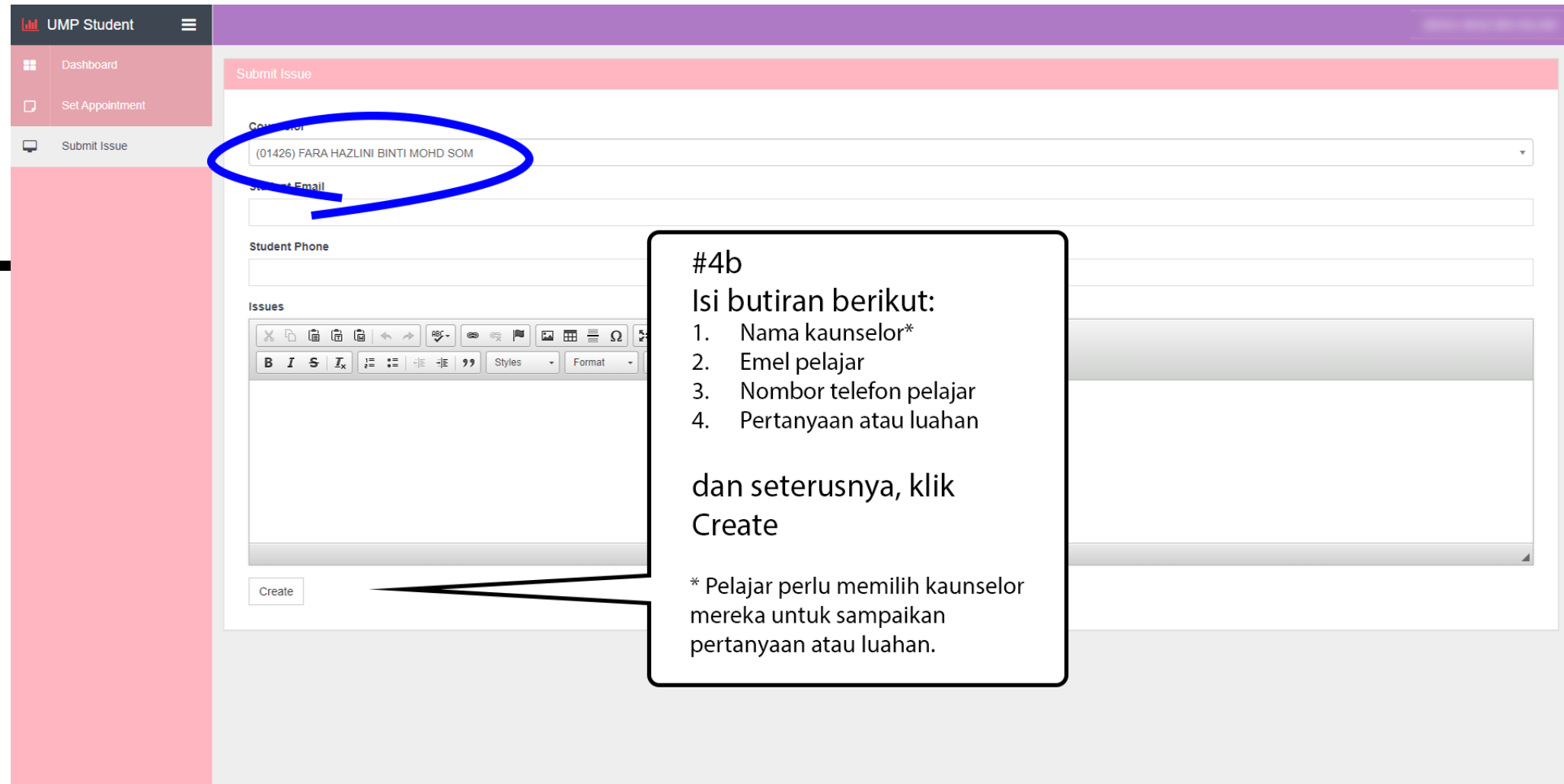
#4a

Isi butiran berikut:

1. Nama kaunselor*
2. Emel pelajar
3. Nombor telefon pelajar
4. Waktu mula dan akhir perjumpaan

dan seterusnya, klik
Create

* Pelajar perlu memilih kaunselor mereka untuk membuat perjumpaan.



UMP Student

Submit Issue

Counselor
(01426) FARA HAZLINI BINTI MOHD SOM

Submit Email

Student Phone

Issues

Create

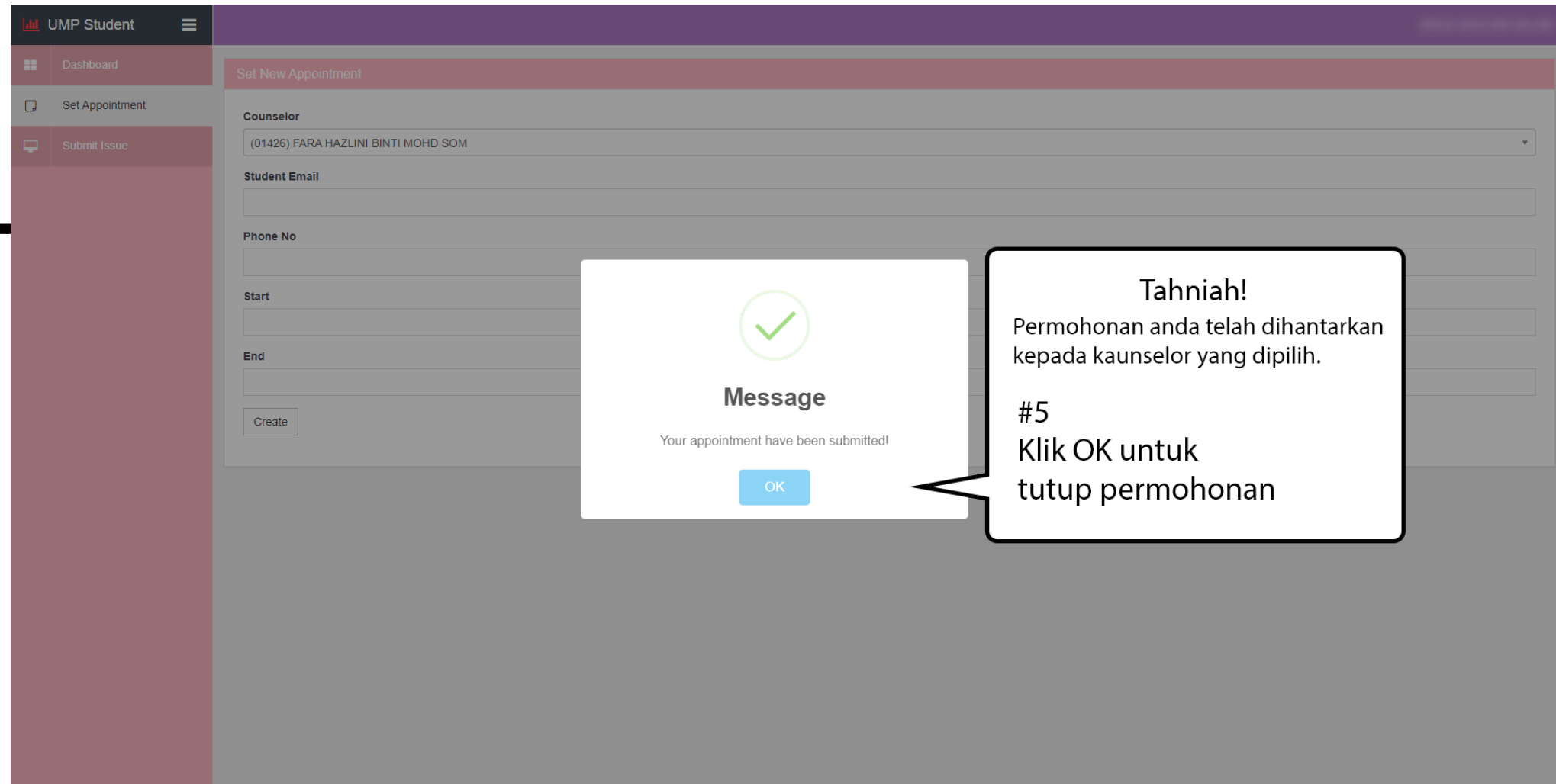
#4b

Isi butiran berikut:

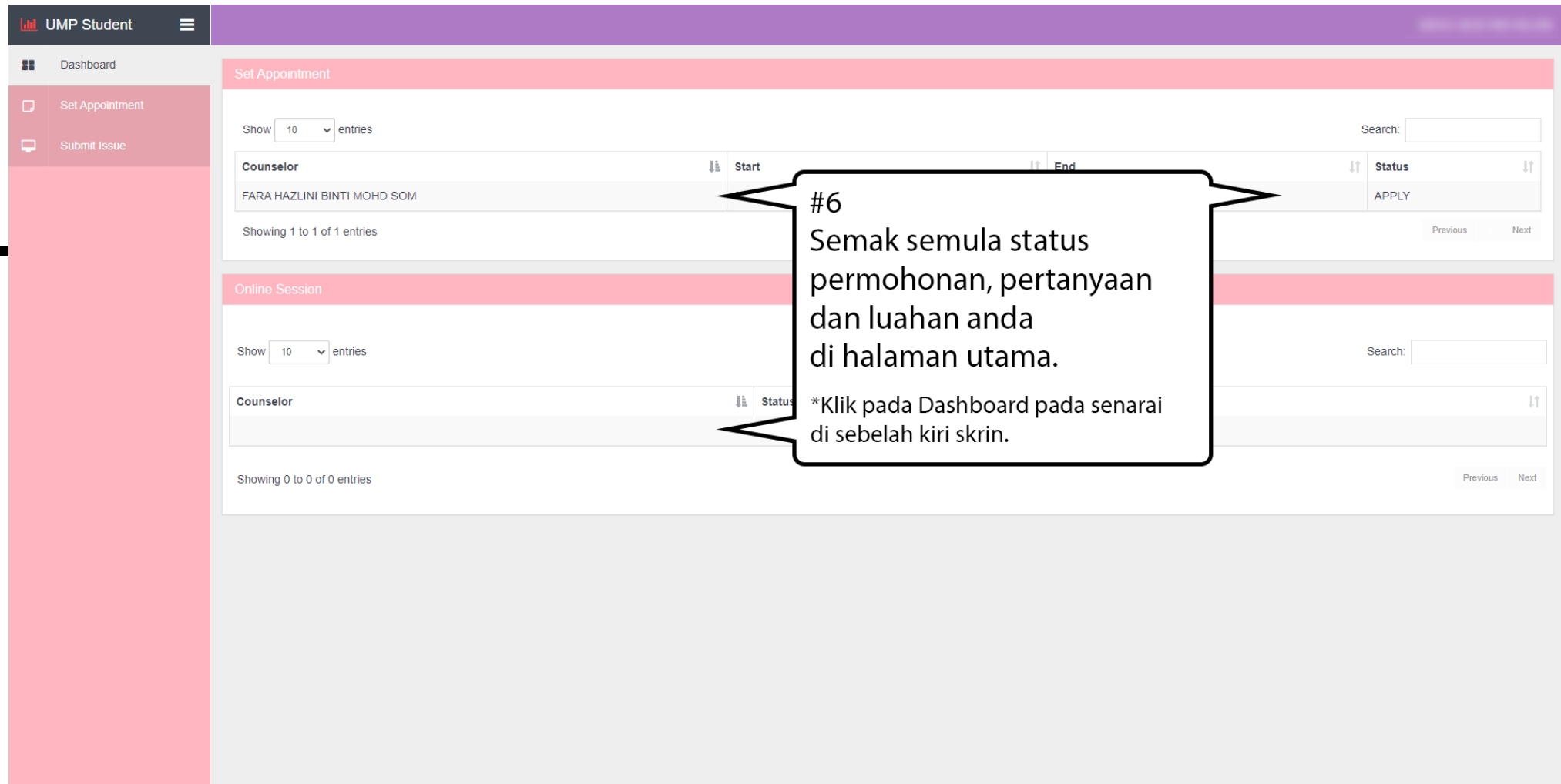
1. Nama kaunselor*
2. Emel pelajar
3. Nombor telefon pelajar
4. Pertanyaan atau luahan

dan seterusnya, klik
Create

* Pelajar perlu memilih kaunselor
mereka untuk sampaikan
pertanyaan atau luahan.







The screenshot displays the 'UMP Student' interface. On the left is a navigation menu with 'Dashboard', 'Set Appointment', and 'Submit Issue'. The main area is titled 'Set New Appointment' and contains a form with fields for 'Counselor' (selected as '(01426) FARA HAZLINI BINTI MOHD SOM'), 'Student Email', 'Phone No', 'Start', and 'End'. A 'Create' button is at the bottom of the form. A white dialog box with a green checkmark icon is centered, displaying the text: 'Message', 'Your appointment have been submitted!', and an 'OK' button. A callout box points to the 'OK' button with the text: 'Tahniah! Permohonan anda telah dihantarkan kepada kaunselor yang dipilih. #5 Klik OK untuk tutup permohonan'.



The screenshot shows the UMP Student dashboard with a sidebar on the left containing 'Dashboard', 'Set Appointment', and 'Submit Issue'. The main content area has two sections: 'Set Appointment' and 'Online Session'. The 'Set Appointment' section shows a table with one entry for counselor 'FARA HAZLINI BINTI MOHD SOM'. The 'Online Session' section shows an empty table. A callout box points to the sidebar with the following text:

#6
Semak semula status permohonan, pertanyaan dan luahan anda di halaman utama.
*Klik pada Dashboard pada senarai di sebelah kiri skrin.

PEGAWAI PSIKOLOGI

			
<p>PN HJH PARIDAH MOHD ALI Pegawai Psikologi Kanan</p> <p>09-431 5987 019-915 3440</p> <p>paridahmdali@ump.edu.my</p> <p>UMP Pekan</p> <p>Kaunselor Fakulti: FK & FTKEE</p>	<p>PN FARA HAZLINI MOHD SOM Pegawai Psikologi Kanan</p> <p>09-431 6023 019-981 9094</p> <p>farahazlini@ump.edu.my</p> <p>UMP Gambang</p> <p>Kaunselor Fakulti: FTKA & FTKKP</p>	<p>PUAN SITI NORNI MOHD DAUD Pegawai Psikologi</p> <p>09-431 6028 013-962 1886</p> <p>sitinorni@ump.edu.my</p> <p>UMP Pekan</p> <p>Kaunselor Fakulti: FTKMA & FTKPM</p>	<p>PUAN NUR AZILA OSMAN Pegawai Psikologi</p> <p>09-431 5981 013-468 9721</p> <p>azilaosman@ump.edu.my</p> <p>UMP Gambang</p> <p>Kaunselor Fakulti: FIST, FIM & PSM</p>

ANDA JUGA BOLEH MENGIKUTI/BERHUBUNG DENGAN KAMI MELALUI SALURAN TERTERA.



09-431 5027



pusatsejahtera@ump.edu.my



pusatsejahteraump




Pusat Sejahtera UMP



kaunselor_ump



<https://saffad.ump.edu.my/index.php/en/unit/unit-ke-4>



Sila scan untuk
berhubung dengan
kaunselor anda

